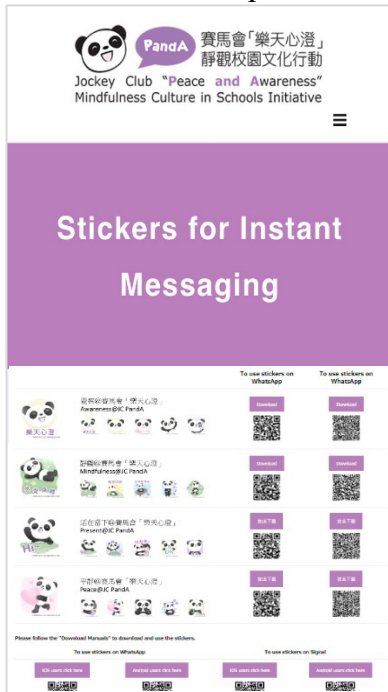


# How do Android users download a sticker pack in **Signal** for usage?

## Option 1

(1)

Visit the “Stickers for Instant Messaging” webpage at [www.jcpanda.hk/stickers/en](http://www.jcpanda.hk/stickers/en) with a mobile phone.



(2)

For **Signal**, tap the “Download” button on the **right** column.




(3)

Below will be displayed on the screen. Tap “Install”.



(4)

Tap  to open the downloaded sticker packs. Tap a sticker and send it to your friend.



## Option 2

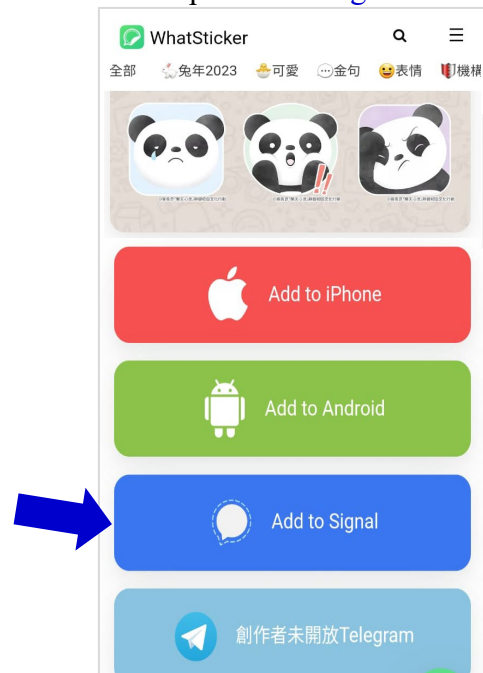
(1)

Visit “WhatSticker” at <https://whatsticker.online>.  
Search “JC Panda”. Tap a sticker pack.



(2)

Slide upward.  
Tap “Add to Signal”.




(3)

Below will be displayed on the screen.  
Tap “Install”.



(4)

Tap  to open the downloaded sticker packs.  
Tap a sticker and send it to your friend.

